

UBAM – BIODIVERSITY RESTORATION

Quarterly Comment

For Professional Investors in Switzerland or Professional Investors as defined by the relevant laws.

Fund classification under Sustainable Financial Disclosure Regulation (SFDR): Article 9

Market Comment

- Q1 2024 turned out to be the best Q1 performance in five years for global equities, with the MSCI ACWI* returning 8.1% in USD, boosted by hopes of a soft economic landing, enthusiasm about AI, as well as anticipated central bank rate cuts. Despite diminished expectations for Fed rate cuts, from 5-7 implied to 3 at best in 2024, the prevailing narrative leaned toward a soft landing, supported by robust economic releases.
- Despite very low volatility in equities, the market witnessed very elevated volatility in Fed rate expectations, with initial positioning pointing to a 70% chance of a March interest cut but as inflation remained elevated coupled with solid activity and strong labour indicators, the US Fed eventually announced no change in key rates during their March, effectively pushing out expectations to at least June.
- The threat of interest rates staying higher for longer helped large caps maintain their leadership in the market, with the MSCI ACWI Large Cap Index* up 8.6%, against the MSCI ACWI SMID Cap Index* up 4.9%. Nevertheless, what began as only a tech-driven rally gradually broadened out across the quarter. In terms of style, the MSCI World Quality Index* returned 11.6%, which was both ahead of the MSCI World Growth Index*, up 10.2%, and the MSCI World Value Index* up 7.5%. Looking at sectors, unsurprisingly IT and Communication services led the markets, but Energy, Financials and Industrials were strong as well helping the S&P 500 Index slightly outperform the tech-heavy Nasdaq Index. On the negative side, Real Estate was the only sector that generated negative returns.
- Performance across regions was generally driven by North America, followed by Japan, Europe and then Emerging markets. The US, using the S&P 500 Index* as a proxy returned 10.5%, but for a change not all “Magnificent 7 performed well, with both Apple and Tesla ending the quarter in negative territory. Japan was another notable standout, with the MSCI Japan Index* up also 10.5% in USD terms over the period. The MSCI Europe Index* underperformed relatively but was up 5.2% over the quarter, as similar prevailing market concentration levels also broadened towards the second half of the quarter. Finally, the MSCI EM Index* was up only 2.1%. On the brighter side Taiwan performed quite well in the region, driven largely by TSMC and other AI-related stocks, but on the other hand, China continued to drag emerging equities down, given ongoing concerns about its growth prospects, geopolitical risks and the absence of meaningful fiscal stimulus measures. Nevertheless, its market rebounded from its January lows on the back of better economic activity data, some easing monetary measures and a general pivot from companies to increase shareholders’ returns via dividends or share buybacks.
- On the sustainability side, The International Sustainability Standards Board (ISSB) has issued what is quickly becoming a global standard either to create or supplement disclosure rules in several jurisdictions, offering hope of greater global comparability. Yet, although the European Union has indicated support for ISSB, the bloc is in the process of negotiating its Corporate Sustainability Due Diligence Directive, which plays a very similar role to the ISSB standards.

* net total return index, in USD

Sources: UBP, Bloomberg Finance LP.

Performance Review

- During the first quarter of the year, UBAM Biodiversity Restoration returned +5.07% compared with the MSCI ACWI return of 8.14%. Relative performance improved during the course of the quarter, with UBAM Biodiversity Restoration registering a gain of 4.08% during the month of March against the MSCI ACWI return of 3.09%.
- In the first two months of this year, relative performance suffered against a market backdrop of continued strong gains from large cap technology and communication services sectors, as well as strong outperformance of larger companies in general. Subsequently, the fund benefited from improved participation of a wider group of sectors as well as the improving relative performance of the mid cap segment of the market. For the quarter as a whole, relative performance was negatively impacted by the fund's structural underweight exposure to large cap technology, communication services and energy sectors. Our overweight exposure to industrials and materials sectors proved positive towards the end of the quarter as market breadth improved.
- Top contributors to relative returns during the quarter included specialist food retailer Sprouts Farmers Markets Sprouts, HVAC and refrigeration company Trane Technologies, building materials company Advanced Drainage Systems, and natural cosmetics company L'Occitane. Sprouts Farmers Market reported strong fourth quarter 2023 results with comparative sales growth and operating margins ahead of market expectations, extending the track record of meeting or beating expectations for around eight quarters (broadly in line with the period we have held the stock). Similarly, company guidance for 2024 exceeded market expectations. Trane Technologies reported impressive fourth quarter earnings, with strong organic sales growth of 6%, a 15.6% operating margin and strong cash conversion. Guidance for 2024 was also taken positively, including organic growth of 6-7% with only a minor contribution from pricing, and supported by a healthy \$6.9bn backlog. Advanced Drainage solutions reported solid quarterly earnings with improved volumes and strong margins. The company also raised fiscal year 2024 guidance for both revenues and margins. L'Occitane reported quarterly sales that were broadly in line with expectations, including very strong contribution from the Sol de Janeiro brand. The shares appreciated further on news that Blackstone was considering a bid for the company.
- Top detractors to relative returns during the quarter included metal recycling company SIMS, real estate company Gecina, industrial waste recycling company Daiseki, and US water utility American Water Works. Not owning AI chip manufacturer Nvidia and social media platform company Meta also detracted from relative returns. SIMS reported very disappointing first half results with particularly weak margins in the more export-oriented ANZ Metals and UK Metals divisions. The company is taking action to improve the mix of unprocessed input scrap and domestic sales within ANZ to stabilise the level of profitability, in conjunction with a cost savings programme. Gecina fell as a result of greater than expected portfolio revaluations in the fourth quarter. The company retains well placed with a strong portfolio of assets and a strong balance sheet. Daiseki reported positive full year 2023 earnings with operating profits rising 16.5%, but the company's outlook for 2024 was disappointing, resulting in mid single digit earnings downgrades. Finally, American Water Works lagged the broader market rally during the first quarter, despite reporting full year 2023 results in line with expectations and reaffirming the long guidance.

Portfolio activity:

- During the quarter we introduced three new holdings into the portfolio: industrial laundry services company Elis, reusable pallets and logistics services business Brambles, and aluminium packaging company Ball Corp.
- Elis has very strong market positions in its key markets in Europe and Latin America, providing laundry services to the hospitality, health and industrial sectors. By centralising laundry functions for their clients and using their industrial know how they are able to make significant savings in the use of energy, water and materials. The company is well placed to capture organic growth due to strong outsourcing trends at their customers, complimented by inorganic expansion in targeted markets, and should make further progress in expanding its operating margins.
- Brambles is the global market leader in the reusable pallets and logistics business, providing efficient and sustainable solutions to customers across a range of distribution sectors, in particular food and beverage. The Brambles reusable pallets pooling model enables significant reductions in the use of primary raw materials and a sustainable alternative to single use disposable packaging. Reusable pallets should continue to gain market share from single use 'white wood' pallets, and Brambles is well positioned to capture this growth trend.
- Ball Corp is one of the leading specialist aluminium packaging producers in the world focused primarily on aluminium cans for the beverages industry. Aluminium as a material can be recycled indefinitely and is taking share from plastic packaging across major beverages markets, hence helping to alleviate the negative impacts of plastic pollution. The company's announcement that it had sold its aerospace business prompted us to re review the business. Strong customer relationships and geographical spread will enable the company to benefit from the ongoing shift towards aluminium in the beverages industry.
- We made two complete exits from the portfolio early in the first quarter: nano filtration company NX Filtration, and fruit and vegetable grower and distributor Costa Group.
- NX Filtration had already been reduced to a very small sized holding on the portfolio given its small market capitalisation and the fact that it is at a pre profits stage of its corporate lifecycle. We fully exited the holding after the share price fell below our minimum market capitalisation threshold due to concerns about the company's funding runway amidst weak order booking trends.
- Costa Group was bid for by Paine Schwartz Partners, a private equity company focused agribusiness and food chain buyouts, and we decided to exit the position in order to put the capital to work elsewhere in the portfolio.
- Elsewhere in the portfolio, we increased our exposure to a number of companies including international food retailer Ahold, wood products and development company Sumitomo Forestry, ingredients company DSM, and steel dust recycling company Befesa.
- In contrast, we reduced our exposure to number of companies in the portfolio including waste management companies Waste Management and Waste Connections, meal kit producer HelloFresh, food retailer Sprouts Farmers Market, HVAC and refrigeration company Trane Technologies, agricultural equipment company Deere and multi utility Veolia Environment.

ESG Monitoring

➤ **Human rights and Social**

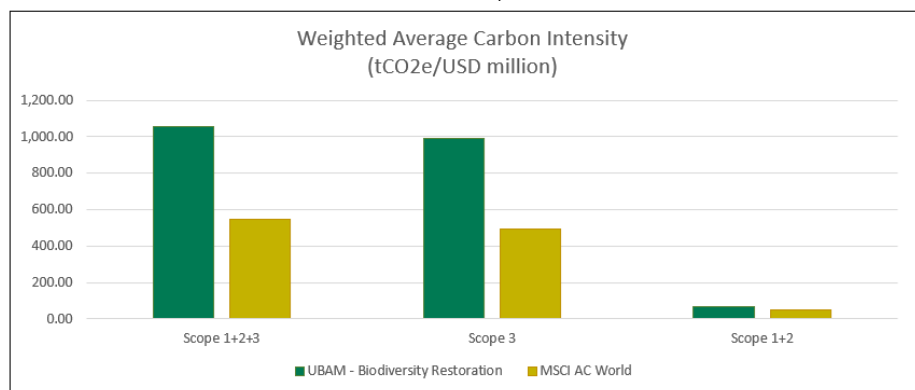
(Disclosure: Fund 93.9% / Index: 99.9%)
and Social (Disclosure: Fund 95.9% / Index: 99.9%)

	UN Global Compact			Human Rights Compliance		
	Pass	Watchlist	Fail	Pass	Watchlist	Fail
UBAM - BRF	46	0	0	46	0	0
MSCI AC World	2696	130	15	2684	143	14
UBAM - BRF	100%	0%	0%	100%	0%	0%
MSCI AC World	95%	5%	1%	94%	5%	0%

	Labour Compliance - Core			Labor Compliance - Broad		
	Pass	Watchlist	Fail	Pass	Watchlist	Fail
UBAM - BRF	47	0	0	47	0	0
MSCI AC World	2786	42	12	2750	77	13
UBAM - BRF	100%	0%	0%	100%	0%	0%
MSCI AC World	98%	1%	0%	97%	3%	0%

➤ **Environment**

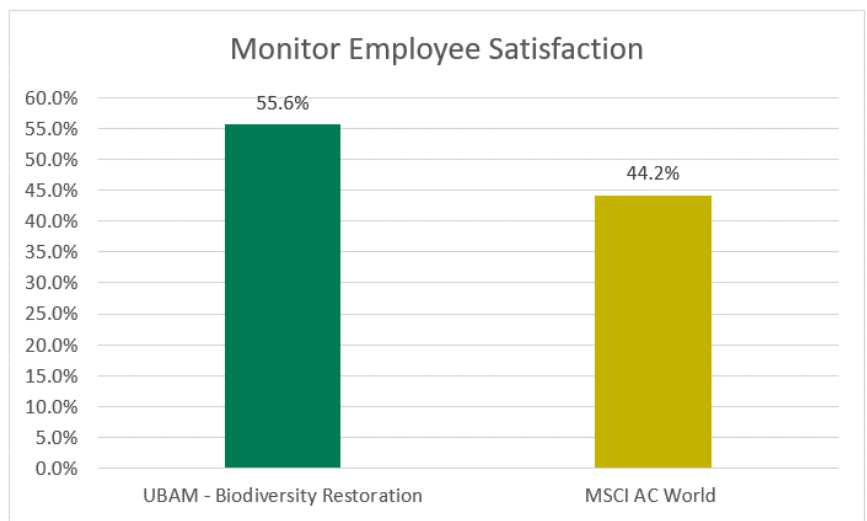
(Public Disclosure: Fund 85% / Index: 93.5%, Coverage Including estimates: Fund 97.9% / Index 99.1%)



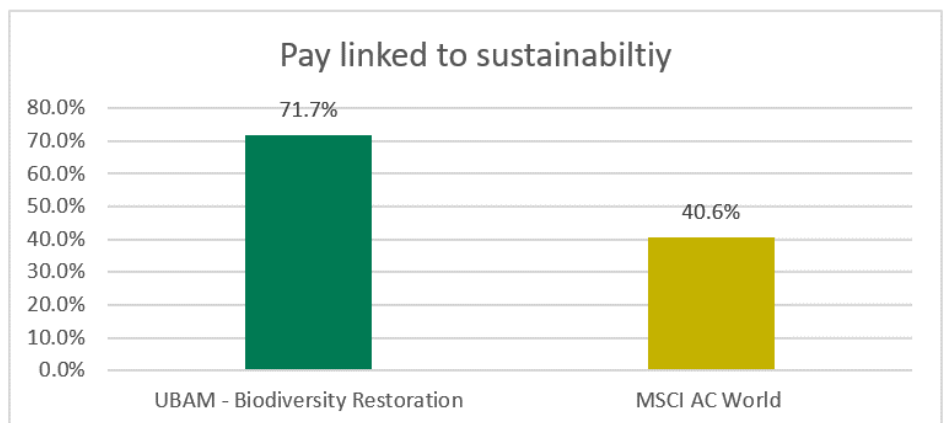
The fund is at the same level as the benchmark on a scope 1&2 basis. If we include scope 3 emissions, the Weighted Average Carbon Intensity of the benchmark is lower than for the fund. This situation suggests a significant change from previous reporting, especially on the benchmark side, requiring further analysis from the portfolio managers. Scope 3 emissions are an important part of any analysis of GHG emissions, but they are also hard to estimate and a few outliers can lead to significantly different portfolio levels. There are also cases in which scope 1, 2 & 3 emissions do not capture the full benefit of certain products. We will report on our conclusions in the next quarters.



➤ **Social** (Disclosure: Fund 91.8% / Index:99.9%)



➤ **Governance** (Disclosure: Fund 93.9% / Index: 99.9%)



Sources: *UBP, Based on MSCI ESG Research LLC and Urgentem*



Outlook

- Market sentiment remained buoyant globally in Q1, and the consensus expects a continuation of the current environment with a strong US economy and inflation under control although interest rates cuts expectations have been tempered during the quarter. Sentiment surveys point to a bullish consensus outlook but not to an extreme extent.
- UBP's house view is that the strength of the US economy is challenging recent disinflationary trends and thus delaying expectations of rate cuts from the Federal Reserve.
- China will continue to suffer from the fallout of the slowdown in its real estate sector. We don't expect a sudden acceleration, but do not expect a collapse either. The consensus expects a 4.5% GDP growth in 2024, and there are still ways in which the authorities can stimulate the economy particularly as inflation is much lower than in other regions. Outside of China, we believe the flows to the rest of Emerging Markets will continue.
- Despite the constant reference to the "Magnificent 7", Q1 witnessed a relative broadening of market performance, and we believe this could be a continuing trend for the rest of the year. The small- and mid-cap segments to which we have significant exposure is trading at a significant discount to the larger names and has a lot of room to catch-up with the rest of the market. The better relative performance of the Industrial sector since Q4 last year is also a supportive factor and could continue in the current macro context.
- On the sustainability front, we were hit by the double whammy of disappointing developments on the regulatory front which led to a more uncertain outlook for electric vehicles and renewable energy on one hand, and truly alarming temperature readings in many parts of the world on the other. This difficult situation is compounded by the fact that we have another US election on the horizon, where the climate will be, unfortunately, another dividing issue. Despite that, it is important to remember that the long-term trend for emissions reductions in the US is clear, and the level of low-carbon energy deployment at the global level continues to accelerate. Our outlook on this is unchanged: those trends will have to continue, and that will open opportunities for companies in our portfolio.



Appendix Methodology

- **Global Compact Compliance**
This factor indicates whether the company is in compliance with the United Nations Global Compact principles. The possible values are Fail, Watch List, or Pass.
- **Human Rights Compliance**
This factor indicates whether the company is in compliance with the United Nations Guiding Principles for Business and Human Rights. The possible values are Fail, Watch List, or Pass.
- **Weighted Average Carbon Intensity**
This figure represents the company's Scope 1 + Scope 2+ Scope 3 greenhouse gas emissions normalized by sales in USD, which allows for comparison between companies of different sizes. This is a weighted average calculated using Urgentem data.
- **Labor Compliance - Core**
This factor indicates whether the company is in compliance with the International Labour Organization's fundamental principles. The possible values are Fail, Watch List, or Pass.
- **Labor Compliance - Broad**
This factor indicates whether the company is in compliance with the International Labour Organization's broader set of labor standards. The possible values are Fail, Watch List, or Pass.
- **Monitors employee satisfaction**
Flagged as "Yes" if company monitors employee satisfaction.
- **Pay Linked to Sustainability**
Has the company, if designated as having either a high environmental or social impact, failed to incorporate links to sustainability performance in its current incentive pay policies? Flagged if yes. This metric is based entirely on the company's own reporting, and is strictly focused on the specific inclusion or not of such metrics in the determination of variable pay components and does not take into consideration their effectiveness. High Environmental Impact: If any of the following ESG Ratings Key Issues carry more than a 5% weight: Carbon Emissions, Water Stress, Toxic Emissions & Waste, Product Carbon Footprint, Raw Material Sourcing, Packaging Material & Waste, Electronic Waste, Biodiversity & Land Use, Energy Efficiency. High Social Impact: If any of the following ESG Ratings Key Issues carry more than a 5% weight: Labor Management, Health & Safety, Product Safety & Quality, Supply Chain Labor

This is a marketing document and is intended for informational and/or marketing purposes only. It is confidential and is intended to be used only by the person(s) to whom it was delivered. It may not be reproduced (in whole or in part) or delivered, given, sent or in any other way made accessible, to any other person without the prior written approval of Union Bancaire Privée, UBP SA or any entity of the UBP Group (UBP). This document reflects the opinion of UBP as of the date of issue. This document is for distribution only to persons who are Professional clients in Switzerland or Professional Clients or an equivalent category of investor as defined by the relevant laws (all such persons together being referred to as "Relevant Persons"). This document is directed only at Relevant Persons and must not be acted on or relied on by persons who are not Relevant Persons. It is not intended for distribution, publication, or use, in whole or in part, in any jurisdiction where such distribution, publication, or use would be unlawful, nor is it directed at any person or entity at which it would be unlawful to direct such a document. In particular, this document may not be distributed in the United States of America and/or to US persons (including US citizens residing outside the United States of America). This document has not been produced by UBP's financial analysts and is not to be considered financial research. It is not subject to any guidelines on financial research and independence of financial analysis. Reasonable efforts have been made to ensure that the content of this document is based on information and data obtained from reliable sources. However, UBP has not verified the information from third sources in this document and does not guarantee its accuracy or completeness. UBP makes no representations, provides no warranty and gives no undertaking, express or implied, regarding any of the information, projections or opinions contained herein, nor does it accept any liability whatsoever for any errors, omissions or misstatements. The information contained herein is subject to change without prior notice. UBP gives no undertaking to update this document or to correct any inaccuracies in it which may become apparent. This document may refer to the past performance of investment interests. **Past performance is not a guide to current or future results.** The value of investment interests can fall as well as rise. Any capital invested may be at risk and investors may not get back some or all of their original capital. Any performance data included in this document does not take into account fees, commissions, and expenses charged on issuance and redemption of securities, nor any taxes that may be levied. Changes in exchange rates may cause increases or decreases in investors' returns. All statements other than statements of historical fact in this document are "forward-looking statements". Forward-looking statements do not guarantee future performances. The financial projections included in this document do not constitute forecasts or budgets; they are purely illustrative examples based on a series of current expectations and assumptions which may not eventuate. The actual performance, results, financial condition and prospects of an investment interest may differ materially from those expressed or implied by the forward-looking statements in this document as the projected or targeted returns are inherently subject to significant economic, market and other uncertainties that may adversely affect performance. UBP also disclaims any obligation to update forward-looking statements, as a result of new information, future events or otherwise. The contents of this document should not be construed as any form of advice or recommendation to purchase or sell any security or funds. It does not replace a prospectus or any other legal documents, which can be obtained free of charge from the registered office of the fund(s) mentioned herein or from UBP. The opinions herein do not take into account individual investors' circumstances, objectives, or needs. Each investor must make their own independent decision regarding any securities or financial instruments mentioned herein and should independently determine the merits or suitability of any investment. In addition, the tax treatment of any investment in the fund(s) mentioned herein depends on each individual investor's circumstances. Investors are invited to carefully read the risk warnings and the regulations set out in the prospectus or other legal documents and are advised to seek professional counsel from their financial, legal and tax advisors. The tax treatment of any investment in a fund depends on the investor's individual circumstances and may be subject to change in the future. This document should not be deemed an offer nor a solicitation to buy, subscribe to, or sell any currency, funds, products, or financial instruments, to make any investment, or to participate in any particular trading strategy in any jurisdiction where such an offer or solicitation would not be authorised, or to any person to whom it would be unlawful to make such an offer or solicitation. Telephone calls to the telephone number stated in this presentation may be recorded. UBP will assume that, by calling this number, you consent to this recording.

Pursuant to Regulation (EU) 2019/2088 of the European Parliament and of the Council of 27 November 2019 on sustainability-related disclosures in the financial services sector (the "Disclosures Regulation" or "SFDR"), funds are required to make certain disclosures. Funds falling under the scope of Article 6 of the SFDR are those which have been deemed not to pursue an investment approach that explicitly promotes environmental or social characteristics or has sustainable investment as their objective. Notwithstanding this classification, the Investment Managers may take account of certain sustainability risks as further described in the fund's prospectus. Funds falling under the scope of Articles 8 or 9 of the SFDR are those subject to sustainability risks within the meaning of the SFDR. The sustainability risks and principal adverse impacts as stipulated in the SFDR are described in the prospectus. In addition, unless otherwise specified, all funds apply the UBP Responsible Investment Policy, which is available on <https://www.ubp.com/en/investment-expertise/responsible-investment>.

Any subscriptions not based on the funds' latest prospectuses, KIIDs, annual or semi-annual reports or other relevant legal documents (the "Funds' Legal Documents") shall not be acceptable. The Funds' Legal Documents may be obtained free of charge from Union Bancaire Privée, UBP SA, 96-98 rue du Rhône, P.O. Box 1320, 1211 Geneva 1, Switzerland (UBP), from UBP Asset Management (Europe) S.A., 287-289 route d'Arlon, 1150 Luxembourg, Grand Duchy of Luxembourg, and from Union Bancaire Gestion Institutionnelle (France) SAS, 116 avenue des Champs-Élysées, 75008 Paris, France. The Swiss representative and paying agent of the foreign funds mentioned herein is UBP. The Funds' Legal Documents may be obtained free of charge from UBP, as indicated above.

This content is being made available in the following countries:

Switzerland: UBP is authorised and regulated in Switzerland by the Swiss Financial Market Supervisory Authority (FINMA). The head office is Union Bancaire Privée, UBP SA, 96-98 rue du Rhône, P.O. Box 1320, 1211 Geneva 1, Switzerland. ubp@ubp.com | www.ubp.com

United Kingdom: UBP is authorised in the United Kingdom by the Prudential Regulation Authority (PRA) and is subject to regulation by the Financial Conduct Authority (FCA) and limited regulation by the PRA.

France: Sales and distribution are carried out by Union Bancaire Gestion Institutionnelle (France) SAS, a management company licensed with the French Autorité des Marchés Financiers, - licence n° AMF GP98041 ; 116, av. des Champs Elysées | 75008 Paris, France T +33 1 75 77 80 80 Fax +33 1 44 50 16 19 www.ubpamfrance.com.

Hong Kong: UBP Asset Management Asia Limited (CE No.: AOB278) is licensed with the Securities and Futures Commission to carry on Type 1 – Dealing in Securities, Type 4 – Advising on Securities and Type 9 – Asset Management regulated activities. The document is intended only for Institutional or Corporate Professional Investor and not for public distribution. The contents of this document have not been reviewed by the Securities and Futures Commission in Hong Kong. Investment involves risks. Past performance is not indicative of future performance. Investors should refer to the fund prospectus for further details, including the product features and risk factors. The document is intended only for **Institutional Professional Investor** and not for public distribution. The contents of this document and any attachments/links contained in this document are for general information only and are not advice. The information does not take into account your specific investment objectives, financial situation and investment needs and is not designed as a substitute for professional advice. You should seek independent professional advice regarding the suitability of an investment product, taking into account your specific investment objectives, financial situation and investment needs before making an investment. The contents of this document and any attachments/links contained in this document have been prepared in good faith. UBP Asset Management Asia Limited (UBP AM Asia) and all of its affiliates accept no liability for any errors or omissions. Please note that the information may also have become outdated since its publication. UBP AM Asia makes no representation that such information is accurate, reliable or complete. In particular, any information sourced from third parties is not necessarily endorsed by **UBP AM Asia**, and **UBP AM Asia** has not checked the accuracy or completeness of such third party information.

Singapore: This document is intended only for accredited investors and institutional investors as defined under the Securities and Futures Act (Cap. 289 of Singapore) ("SFA"). Persons other than accredited investors or institutional investors (as defined in the SFA) are not the intended recipients of this document and must not act upon or rely upon any of the information in this document. The financial products or services to which this material relates will only be made available to clients who are accredited investors or institutional investors under the SFA. This document has not been registered as a prospectus with the MAS. Accordingly, this document and any other document or material in connection with the offer or sale, or invitation for subscription or purchase, of this product may not be circulated or distributed, nor may the product be offered or sold, or be made the subject of an invitation for subscription or purchase, whether directly or indirectly, to persons in Singapore other than (i) to institutional investors under Section 274 or 304 of the Securities and Futures Act (Cap. 289) of Singapore ("SFA"), (ii) to relevant persons pursuant to Section 275(1) or 305(1), or any person pursuant to Section 275(1A) or 305(2) of the SFA, and in accordance with the conditions specified in Section 275 or 305 of the SFA, or (iii) otherwise pursuant to, and in accordance with the conditions of, any other applicable provision of the SFA. This advertisement has not been reviewed by the Monetary Authority of Singapore.

MSCI: Although Union Bancaire Privée, UBP SA information providers, including without limitation, MSCI ESG Research LLC and its affiliates (the "ESG Parties"), obtain information from sources they consider reliable, none of the ESG Parties warrants or guarantees the originality, accuracy and/or completeness of any data herein. None of the ESG Parties makes any express or implied warranties of any kind, and the ESG Parties hereby expressly disclaim all warranties of merchantability and fitness for a particular purpose, with respect to any data herein. None of the ESG Parties shall have any liability for any errors or omissions in connection with any data herein. Further, without limiting any of the foregoing, in no event shall any of the ESG Parties have any liability for any direct, indirect, special, punitive, consequential or any other damages (including lost profits) even if notified of the possibility of such damages.